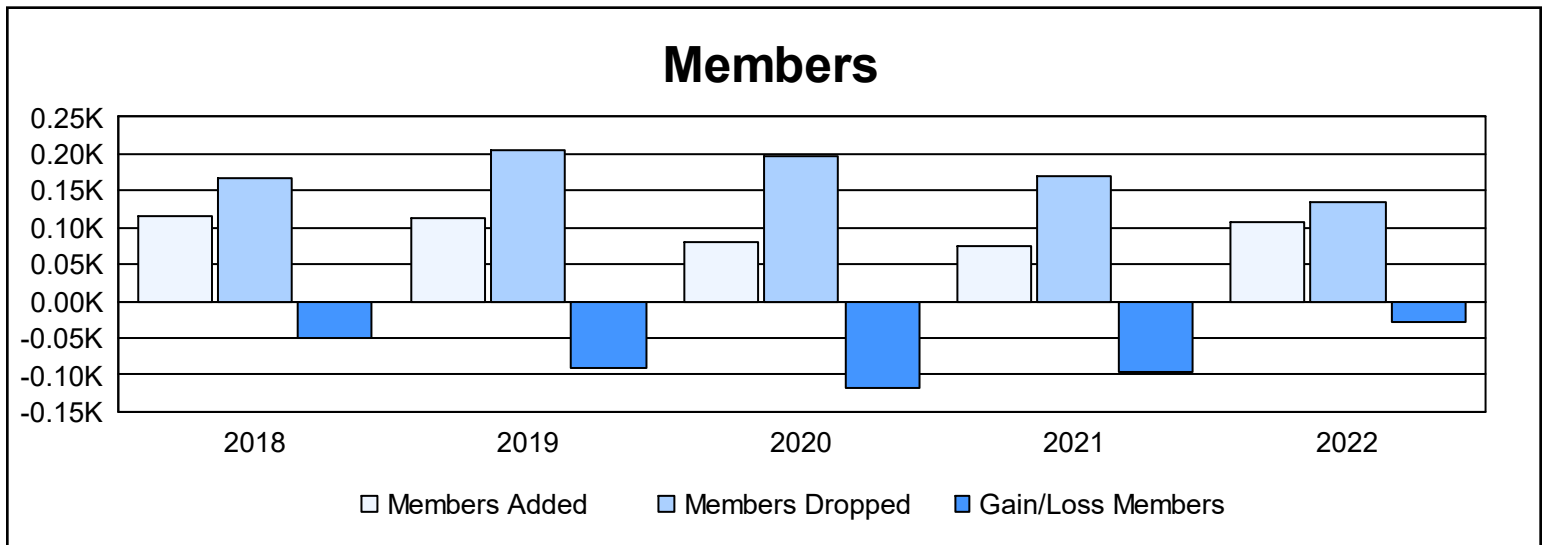
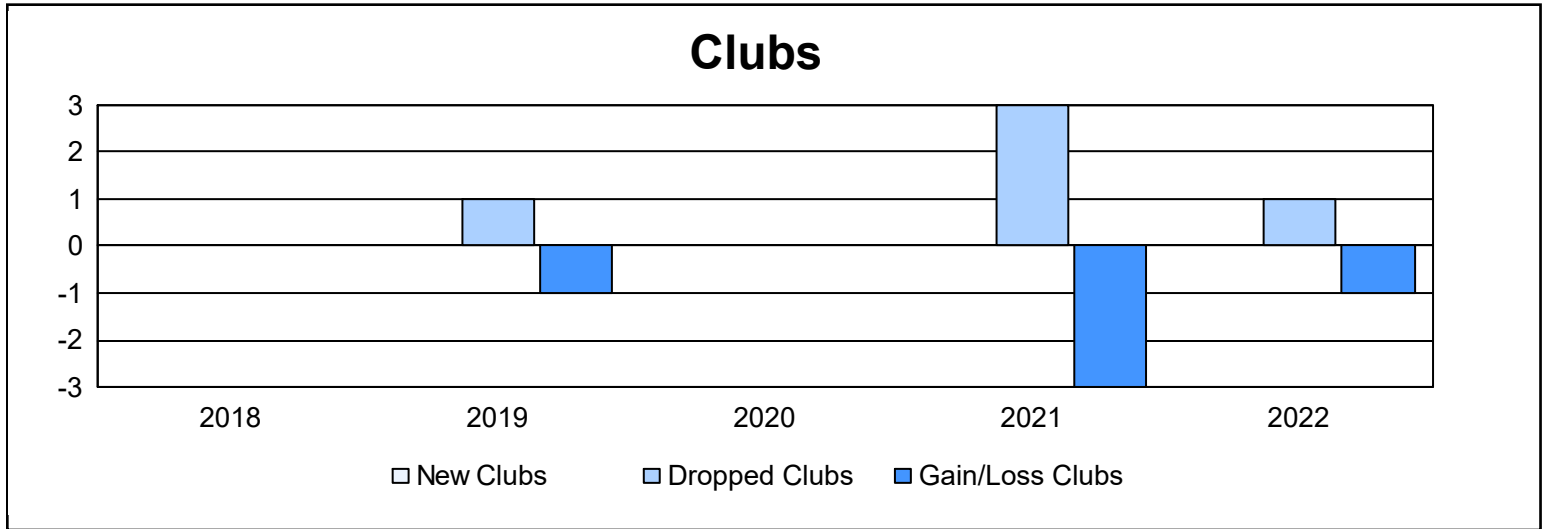
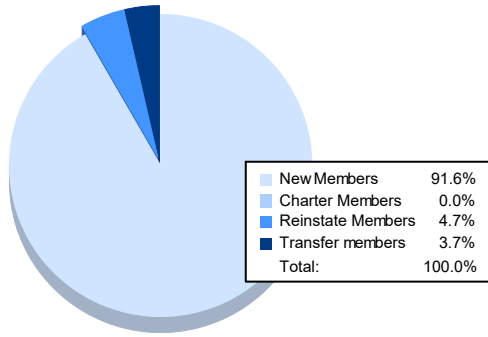


Year	New Clubs	Dropped Clubs	Gain/ Loss Clubs	New Members	Charter Members	Reinstate Members	Transfer Members	Total Member Added	Total Members Dropped	Gain/ Loss Members
2017-2018	0	0	0	114	0	1	1	116	166	-50
2018-2019	0	1	-1	107	0	2	5	114	205	-91
2019-2020	0	0	0	75	0	4	2	81	198	-117
2020-2021	0	3	-3	73	0	2	1	76	171	-95
2021-2022	0	1	-1	98	0	5	4	107	134	-27
<b>Average</b>	<b>0</b>	<b>1</b>	<b>-1</b>	<b>93</b>	<b>0</b>	<b>3</b>	<b>3</b>	<b>99</b>	<b>175</b>	<b>-76</b>



### Membership Composition June 2022 Cumulative



### Gender Composition June 2022 Cumulative

